

Inductive Power Components

For Optimized Power Electronics



INDUCTOR MODULE for On/Off-Board Quick Chargers in Electric Vehicles

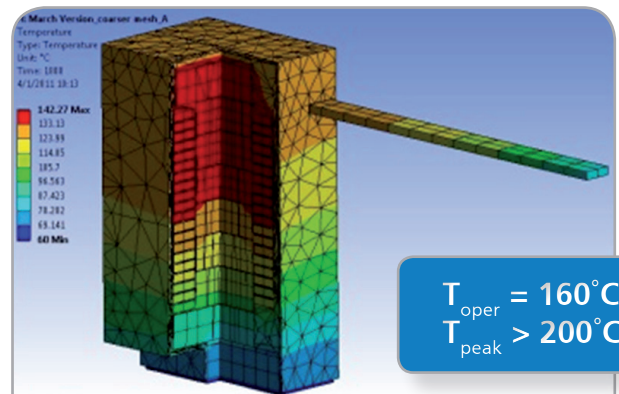
Kolektor is introducing new inductor module for automotive power electronic applications.

Unique Product and Expert Know-How

Core of the extremely robust module has been constructed from **new magnetic material** which in combination with optimization of overall magnetic, mechanical and thermal parameters is assurance for maximum utilization of available space while maintaining all the required characteristics of fast battery charging with **significantly reduced ripple**.


Key Features

- Optimized on-board space and weight
- Superior thermal management
- High temperature operation
- Robust design
- Cost-optimized



Significantly Reduced Ripple

Maximu Space Utilization



Characteristics Scope

- L = 50-300 μ H
- $T_{\text{oper}} \leq 160^{\circ}\text{C}$, $T_{\text{peak}} > 200^{\circ}\text{C}$
- f = 5-100 kHz
- P = 3-7 kW (standard charge)
- P = 20-50 kW (fast charge)
- Nominal operating DC magnetic flux up to 1T

Sample application characteristics @ 0.6 dm³

- 70 μ H
- 40 kW
- 60 App @ 10kHz
- 180 ADC

Perfect Solution for Automotive Industry

This product was developed to fulfill all the safety and quality requirements of the automotive industry standards and to withstand all the demanding conditions on the road. Kolektor's significant effort in attaining ever shorter development times together with assured stable supply and quality of our products has been identified as superior by automotive industry leaders.

Kolektor is preferred supplier and supplier of the year at Bosch, Continental and Remy.


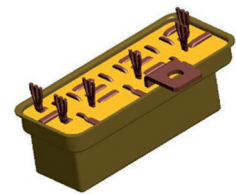


Your Strategic Partner

Choose Kolektor for your strategic partner in developing greener and more competitive power electronic systems for reduced CO₂ emissions and more sustainable future. Contact our commercial and technical customer consultants today.

Our Other Products

Other Kolektor Magma Products in the line of inductive power components are:

- Output chokes
- Input chokes
- Common Mode Chokes
- Differential Chokes
- Current transformers
- Mains transformers
- PCB Planar Transformers
- Pulse Transformers
- Output Transformers
- Inductive sensors



To learn more visit www.kolektor.com/electronic-components.